

Parish of Caton with Littledale



"YOUR VILLAGE"

VILLAGE APPRAISAL



**PARISH OF
CATON WITH LITTLEDALE**

VILLAGE APPRAISAL

1991-1993

Steering Committee Members

Michael Fisher, Chairman
John Windsor, Vice Chairman
Kathleen Wilson
Pat Quinton
Keith Wigmore

Trevor Thomas, Secretary
Brian Derges
Alan Quinn
Joan Jackson
Judith Greenwood

Acknowledgments

We owe a very sincere "thank you" to all those kind people, many of whom were not young, who helped in the giant task of distribution and collection. Thanks also to Mr. and Mrs. Robinson of the Brookhouse Newsagency and Mr. and Mrs. McDonald of Caton Post Office who acted as a distribution and collection point for the people of Littledale and to Anne Matthews for proof-reading.

Computer Personnel

Kurt Greenwood
Ed Huddleston
Linda Mills
Sean Collins

Keith Wigmore
Philip Quinn
Neil Mercer
John Windsor

CONTENTS

Introduction	page 3
People	page 5
Housing	page 6
Employment	page 7
Local Countryside & Environment	page 8
Health & Social Services	page 9
Emergency, Environmental & other Services	page 10
Retail Services & other Facilities	page 11
Sports, Social & Entertainment	page 12
Transport & Highways	page 12
Religion	page 13
Local Government	page 14
Summary of Conclusions	page 15
Questionnaire Responses	page 16

Introduction

The Parish of Caton-with-Littledale undertook a "Village Appraisal" to take stock of all aspects of their community. This appraisal required the gathering of information about the Parish and its residents, their viewpoints and aspirations.

To achieve this, a questionnaire was delivered to every household with an invitation to everyone from the young to the old to participate. The questionnaire was designed to allow responses to be given in anonymity. From throughout the Parish, which has a population of 2706 (electoral roll 2210) a total of 1436 responded and 668 questionnaires were completed and returned.

The information and viewpoints they provided give a valuable insight into Caton-with-Littledale as a community in which people share many concerns and it seems, broadly speaking, like their community the way it is.

How it all started ...

At the Annual Parish Assembly in 1991 a most interesting and informative talk was given by Wendy Lee, the Rural Officer, Community Council of Lancashire, on the subject of Village Appraisals. The idea was to take stock of all aspects of the Village and Parish - past, present and future. It was apparent that the Lancaster City Council was preparing a "Draft Local Plan" for Caton-with-Littledale that would indicate where appropriate development could take place over the next decade. Many would say, "we don't want any development", but it is a statutory requirement for the City Council to undertake this planning. The people who formed the village appraisal committee believed that *local* people should be in the forefront of any planning and in order to find out what people want, an audit was needed.

- * What have we now?
- * Is it appropriate now?
- * Will it be appropriate in 10 years?

It was agreed to form a steering committee by inviting volunteers to a meeting and this effectively became a sub-committee of the Parish Council which generously agreed to underwrite the project. The steering committee decided that the best way forward was to make use of a computer programme which recently had been developed specially for the purpose by the Countryside and Community Research Unit at Cheltenham.

The programme took care of all aspects of the project, the creation of a questionnaire, inputting of data from the questionnaire and finally the analysis of the data.

Much discussion took place regarding the choice of questions within a large selection offered by the programme. The committee were anxious not to create too long a document but at the same time, it was felt that unless a wide

range of issues were tackled there would be little point in proceeding. The resulting questionnaire was of necessity, a compromise. With the benefit of hindsight, the choice and phraseology of the questions would no doubt be changed. One question in particular was found to be ambiguous. "Are the following leisure activities sufficiently publicised?" Do you tick for YES or for NO? Some questions were also quite complicated and there was much discussion of the types of question which should be included.

Having finally agreed the format of the questionnaire, the next problem was distribution. An appeal was made in the village newsletter "The Link" and together with members of the committee, some members of the Parish Council and those people who responded to the appeal, we had about thirty people who delivered a total of 1100 questionnaires to every household in the parish. The same people returned a week later to collect the questionnaires and much foot slogging was done at this time.

Over 60% of the questionnaires were returned and it soon became clear that a mammoth task lay in front of the steering committee in order to input the data into the computer. We were one of the first villages to use the village appraisal software and a number of "bugs" soon became apparent. However, these were remedied by John Windsor with the help of Mary Mitchell of the Countryside and Community Research Unit. The main obstacle to speedily entering the data from the questionnaire responses into the programme was that the programme was designed to run on one computer. We of course wanted as many volunteers as possible with computers in order to share the work load. This was achieved by splitting the database into a number of sections. A further appeal in "The Link" for computer volunteers brought us some more willing helpers so that we were able to install the software on a total of eight computers. Each volunteer entered data for a particular section and then the data from all eight was combined onto one computer for analysis. We were the first to adopt this approach which worked successfully.

Once the data was entered, the initial analysis was very fast. The computer made light work of totalling the responses and working out percentages. The committee then posed questions of the data. For example, to see how different age groups were troubled by different problems. Much more detailed analysis of the data can be carried out and indeed may be in the future. If anyone wishes to use this valuable resource they should contact the Steering Committee Members.

QUESTIONNAIRE RESPONSES

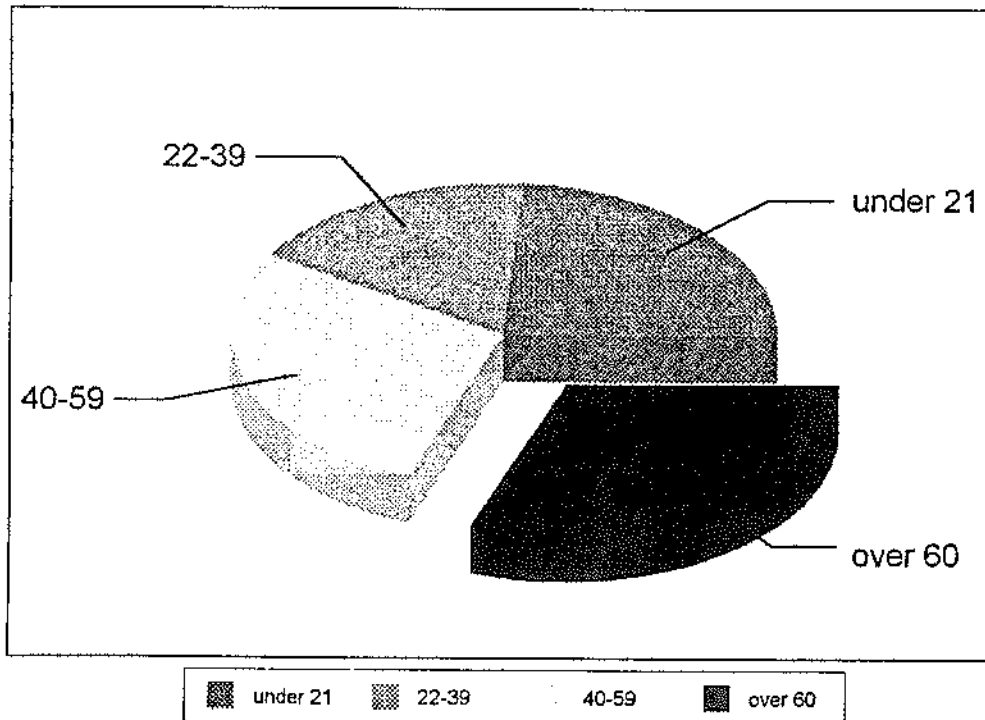
PEOPLE

The population, which in 1961 was 2048, is now 2706. The distribution by age and sex is interesting for a number of reasons. The overall balance between males and females is in line with the national trend giving a figure of 52% females to 48% males. However, in the 5-10 age group this drops to only 37% females. It has long been acknowledged that females tend to live longer than males and this is borne out by the figure of 70% female in the 75 plus age category.



The pie chart showing age distribution has been produced to give roughly equal age spans in each slice representing twenty years or so. The largest single slice is the over 60 age group. This may be indicative of an ageing population in the parish but two points must be borne in mind. The figure may be inflated by people over the age of 80 giving a slice of the pie representing more than 20 years. Secondly, it may be that more elderly people returned questionnaires than the young.

Age Distribution
Parish of Caton with Littledale



Of the number of people eligible to answer the personal section of the

questionnaire (those over 11 years of age) the balance of males to females is slightly higher at 54%

A permanent residency figure of 98% suggests that, although we live in an area of outstanding natural beauty (AONB), unoccupied holiday homes are not a problem.


The number of people working or studying outside the parish is 55%, does this make us a dormitory village? Is this what we really want?

HOUSING

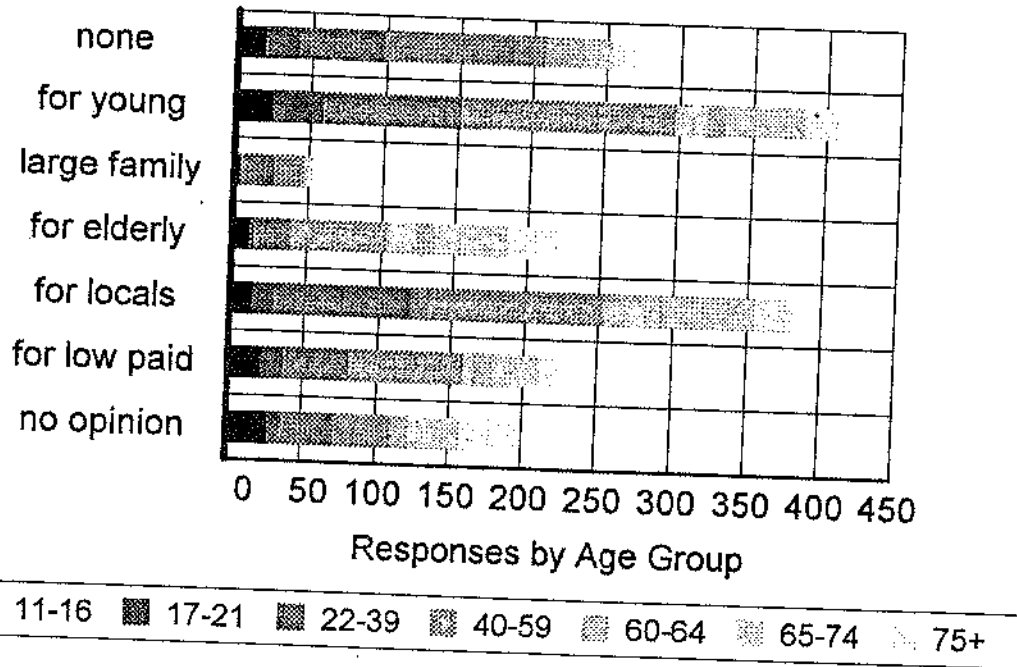
Relevant Points:

1. A significant number of people have lived in the village for over 10 years.
2. One interpretation of statistics is that once people have been here for over five years, a significant percentage stay indefinitely.
3. The main growth period of the village was mid-1960's to early 1970's. The children of this influx have almost without exception moved into either Lancaster and Morecambe or moved away from the area.
4. From the questionnaire it would seem there is a demand - approximately 40 at the date who would ideally like a change of accommodation size within the village. The majority requirement being conventional 2 and/or 3 bedrooms.
5. Many people felt that there was a need for more housing for young and locals and indeed more elderly. If more elderly people can move, as they wish, into more appropriate accommodation, then a possible "log jam" may be released, allowing more inter-village movement.

If we are anxious to maintain a through flow of age groups in our population then there is the need to create more of a "lower rung" on the housing ladder than currently exists.



B1 Housing Needs *What housing is needed?*



Likewise it would seem that more people might be able to move into the village if a number of elderly people within the village could move into more appropriately sized accommodation. It is however, unrealistic to consider providing "local" sheltered or similar housing unless it is convenient for the amenities of the village.

EMPLOYMENT

1. The Lancaster area provides the main source of employment for the village.
2. Many people - nearly 900 - felt that there was merit in more immediate local employment.
3. The Highways Depot was perceived as a location that would be appropriate for light workshop development.
4. There was a small body of strong opinion that felt that the village was not an appropriate place for the creation of employment and that efforts would be better concentrated on Lancaster.

There would appear to be merit in considering the future use of the Highways Depot for the creation of limited employment opportunities. There is an available pool of labour with a percentage bias towards females.

LOCAL COUNTRYSIDE & ENVIRONMENT

Two thirds of those people who answered the questionnaire liked the idea of a special nature reserve but a number pointed out that the railway walk serves this purpose, but could do with better management.

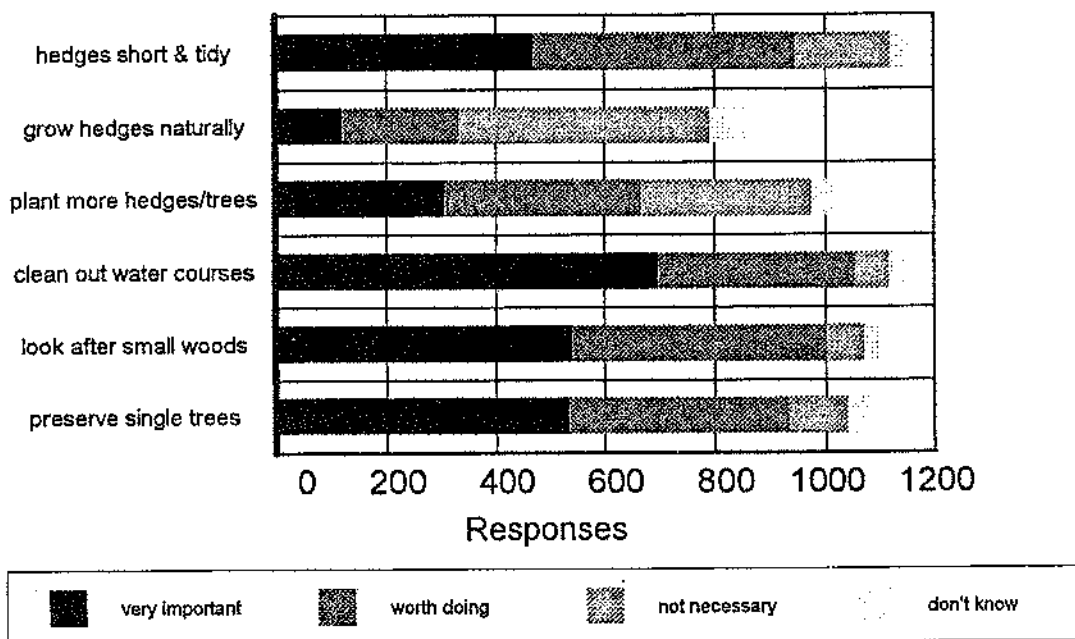
It is noted that 73% think Caton should have a conservation area, but the question was raised "is it too late?"

A significant number of respondents felt the village and parish has been spoilt, mainly by unofficial tipping and unsightly road signs. Improvements could be made to both the "Fish Stones" and to the commercial areas. Since these comments were made, much of this work has already been started.

Most people like the old ways best. They want hedges to be layered and cannot abide machine cutting: they want wild flowers in the hedgerows although they do appreciate some cutting of verges and hedges is needed for road safety.

E4 Countryside

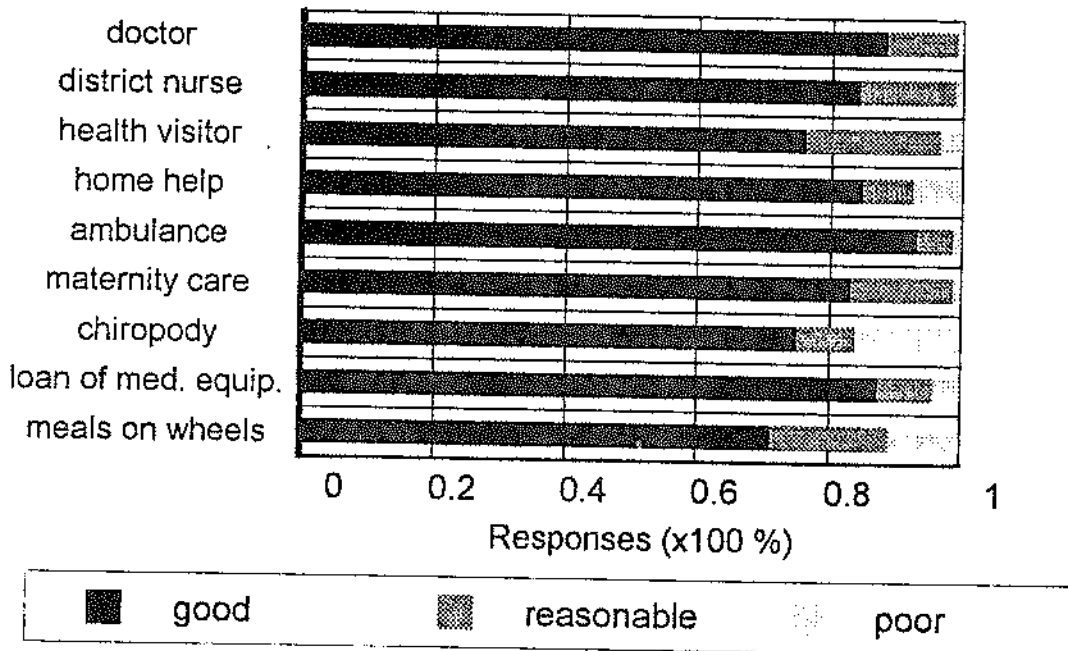
What could be done to make the countryside look better ?



The question on roads, lanes and paths generated perhaps the most comments within this section and much repetition of previous views. The removal of litter was the most important aspect, perhaps this calls for the re-education of adults in this respect. The comments about road verges and hedges were reinforced. There was a strong call for more footpaths and the maintenance and repair of stiles and gates. Again, some of this work is already being done.

HEALTH & SOCIAL SERVICES

F1 Health & Social Services *How good are the village social services?*



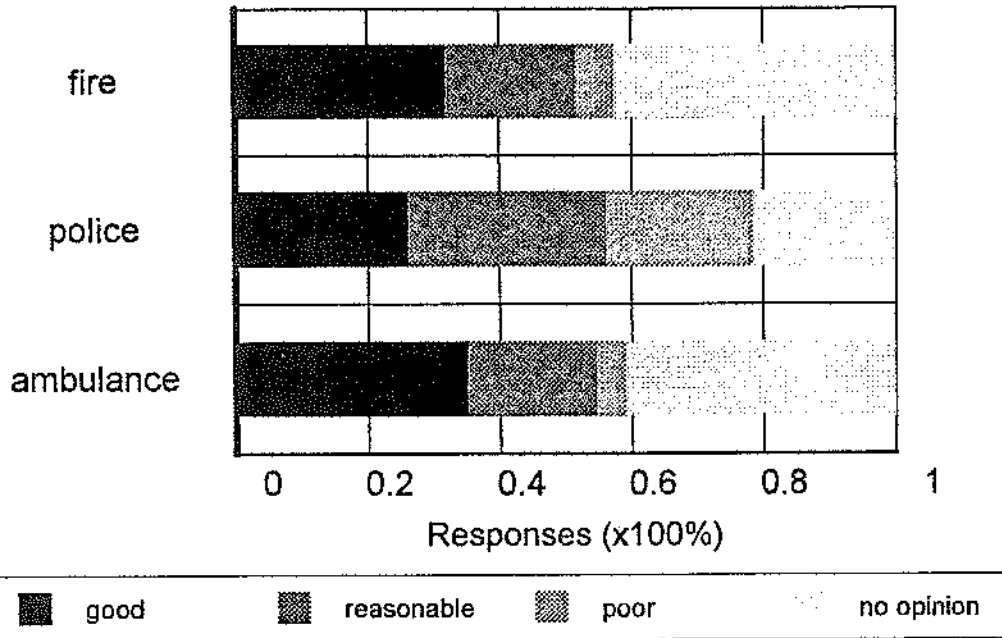
Both the statistics themselves and also the lack of individual critical comments, suggest that residents are well satisfied with the provision of health and social services in the community. As might be expected, far more respondents have experience of the medical practice than any other service and of those using the services, no less than 88% regard the provision as good. This figure is even higher for the ambulance service (93%) and slightly lower for district nurse (85%), home help (85%) and health visitor (75%). Only with regard to chiropody is there discernible dissatisfaction, with 16% marking the service as actually poor. Overall, the responses suggest that the village is receiving adequate provision of health and social services. It should be noted that no less than 8% of those responding to the questionnaire are disabled to some extent. There was no suggestion that those who are disabled in general have any different experience of the health and social services from that of the majority. However, as services are developed and modified in the future, it is important that the special needs of this section of the community are always carefully guarded.



EMERGENCY, ENVIRONMENT & OTHER SERVICES

G1 Emergency Services

What is the standard of the emergency services?



In view of the large number of people who offered no opinion about the emergency services, it appears a great number have not had recourse to this service. Of those that have, there is a consensus that the Fire and Ambulance is good but people were less happy about the Police Service. The comments received would indicate that a more visible presence in the parish is needed and better control of speed limits.

Of the other service providers, the best of the bunch are the "Bin Men", who appeared to be everybody's favourites. Next in line is the Postman. Less than half were happy with the street lighting service and very, very few were satisfied with the provision of litter bins and the sweeping of footpaths.

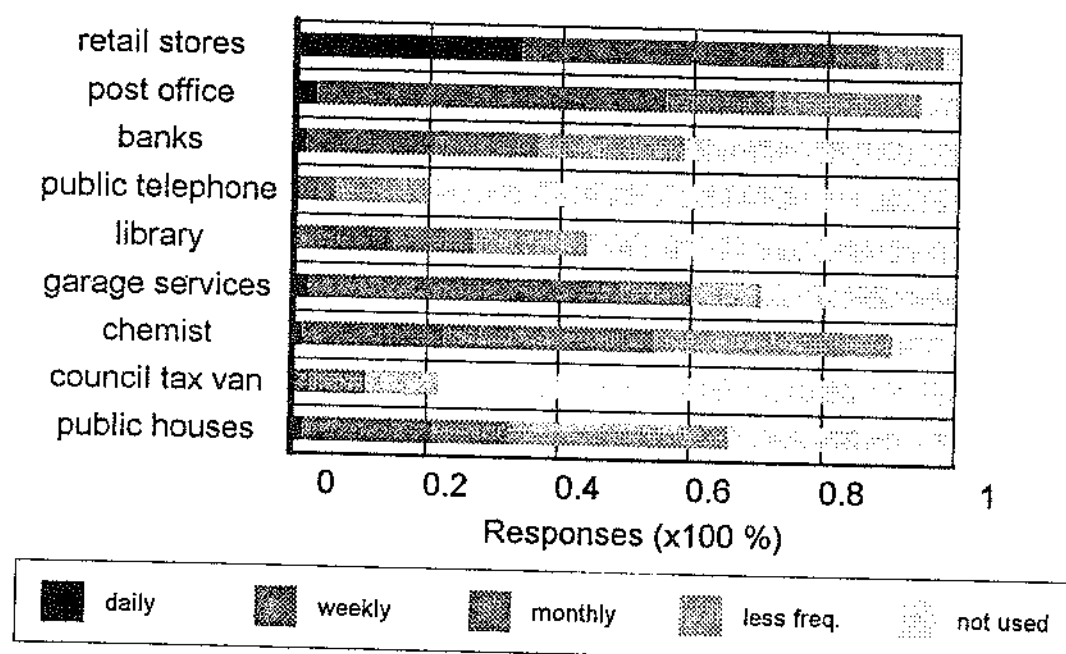
There was overwhelming support for recycling of waste in this parish, particularly if door-step collections could be made. A lot fewer people appear to use the facilities currently provided by both the schools and the City Council and many questioned the tidiness of the sites. To be really effective, very local sites for both bottle banks and waste paper bins need to be identified and provided.

RETAIL SERVICES & OTHER FACILITIES

The conclusion from this survey is that most of the village services and facilities are very well used indeed, with nearly 90% using the retail stores, over 70% using the post office and over half using the chemist on a regular basis. Only the public telephones and the City Council Tax Van - whose very existence came as a surprise to many - were significantly under utilised. The Council Tax Van has since been withdrawn. Individual figures are themselves very interesting in providing a window on village life. A third of all respondents stop at a shop every day and over half use the post office at least once a week.

H1 Shops & Services

How often do you use the shops & services ?



The provision both of public toilets and of more wayside public amenity seating was strongly supported by a large number of respondents. Several, in addition, wrote comments in favour of these items, though a few did point out the disadvantages of public loos. The point was made that the positions of amenity benches in the village need to be carefully thought out. A concern made by a number of comment writers was the lack of facilities for young people. Considerable support emerged in the comments for greater provision of litter bins. It was clearly felt that if the bins were there, people would use them. Another common complaint was of dog fouling and the suggestion of dog clean-up bins was made in several replies. Another proposal which attracted support was for a village map and information board. Is it significant that only one person wrote in favour of a pedestrian crossing? The increasing traffic on the A683 has been an on-going problem for the village over the last decade, culminating in the provision last year of the mini-roundabout. Perhaps it is too soon to draw any conclusions yet.

SPORTS, SOCIAL & ENTERTAINMENT

The village of Caton can be justifiably proud of the many and varied sports and leisure activities available. If the village appraisal teaches us anything it is the lack of publicity for these activities. Apart from those listed in the appraisal questionnaire, attention was drawn to other activities including Scouts, Guides, Women's Institute, ballet classes and many more.

From statistics and comments made there is a feeling that there is a lack of social and sporting activities particularly for young people in the 17-25 years age group. There appeared to be good provision for retired people who could attend activities during the daytime, but less evening activities.

Suggestions for other sporting, social and leisure activities were made. As with existing activities, new ones require dedicated people to organise them. These unsung heroes deserve our thanks and appreciation for the time and effort they give to the community.



Anyone wishing to help existing, or begin new activities, may contact the Parish Council via Trevor Thomas who will be able to put them in touch with others of like mind (telephone Caton 770775).

TRANSPORT & HIGHWAYS

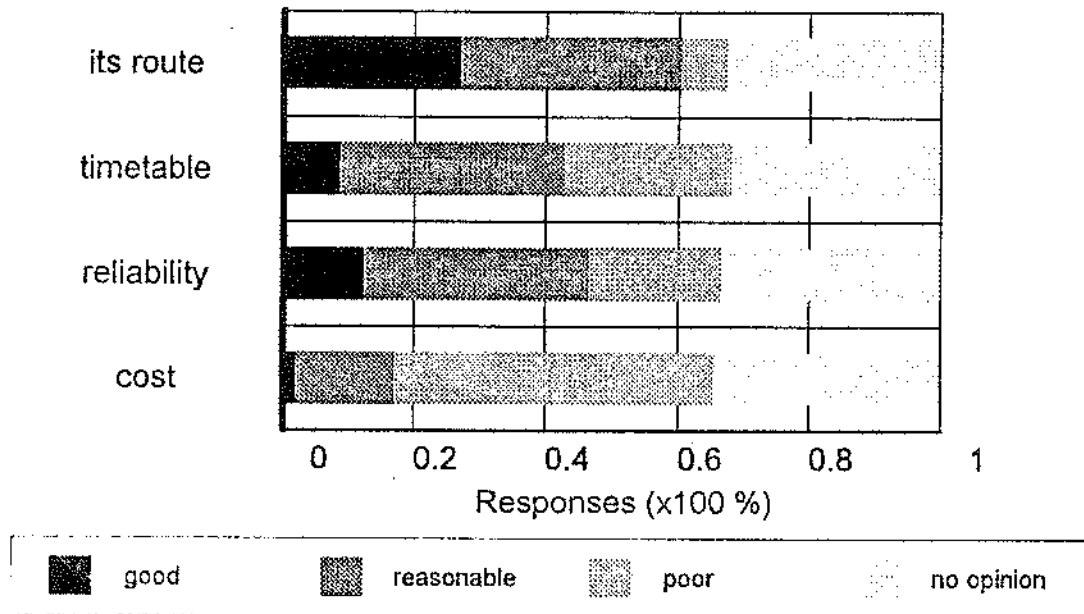
The questionnaire's lack of emphasis on highways gave people the opportunity to air their views on highways and roads through the village in their own terms. Clearly there is still very strong feeling on the problems of crossing Hornby Road. Both pedestrians and drivers had much to say on the new mini-roundabout and parking, legal and illegal, along Hornby Road. Just a few found the roundabout an improvement. Many more complained that crossing is just as hazardous as it ever was. The placing of the double yellow lines which allow parking to obstruct the view of drivers leaving the health centre is not popular. In Brookhouse it is difficult to decide whether skateboarders or heavy traffic cause the greater hazard, particularly on Moorside Road.

The questionnaire generated some interesting statistics with regard to transport. 1436 people in 668 households answered the questionnaire. 884 of these people claim to have daytime access to a car. Most used it extensively for work and leisure. Very few of these individuals found difficulty in parking in the village, but would like to ban street parking (presumably by others). Hornby Road and the lower end of Brookhouse Road in Caton are considered to be particularly hazardous. In Brookhouse, New Street is a particular problem. Throughout the village, parking outside residential property is a source of contention.

Public transport as provided by the bus companies is not popular. It was

considered unreasonably expensive and not offering the sort of inter-village service some people would find useful. Most of the 11-16 year olds use the bus for journeys to school and a small number of the younger respondents travel to work by bus. Otherwise only 28% of the population who replied found the service occasionally useful for shopping or leisure. The vast majority never use the bus and claim that they would not do so even if the service were improved.

J7 Bus Service
How do you rate the bus service for...?



The framework of the villages of Caton and Brookhouse evolved before the days of the motor car. Wherever terraced property without garage space remains there is now a serious parking problem. The statistics generated by the questionnaire would suggest that the public transport system as offered by the bus companies does very little to serve the real needs of the community and that car ownership now exceeds one per household. The problems generated by this situation should surely be addressed before any further housing development is considered in the village.

RELIGION

Of all the people who answered the questionnaire 85% considered the churches to be important to them for one reason or another. 306 (24%) attended regularly and a further 614 (48%) occasionally. Most people look to the churches at the important events in their lives. 64% considered them important for baptisms, weddings and funerals and an even higher percentage - 74% - thought the churches and chapels make a worthwhile contribution to community life.

There appears to be a high degree of satisfaction, but it would be surprising if

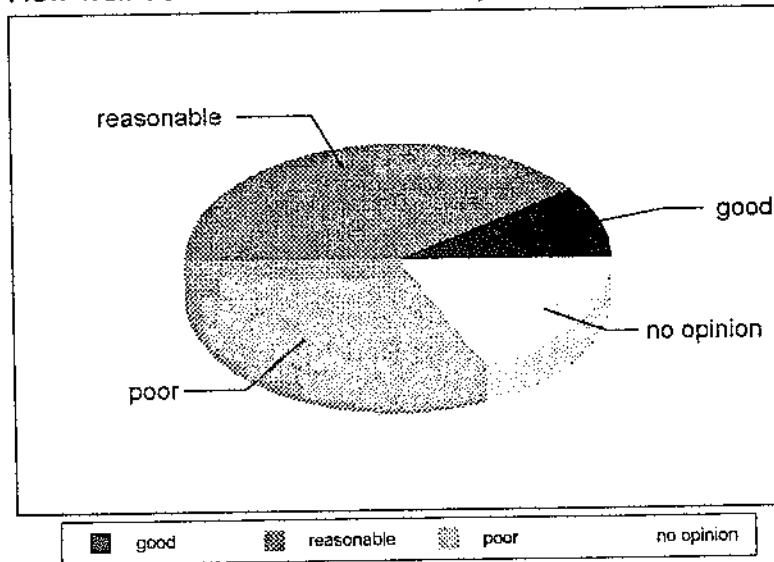
the religious provisions satisfied everyone. There are people in the village who feel they are not catered for. In particular there are people who regret that there is no Friends Meeting House, while interestingly, there are those who would like to establish one. There are those who prefer to worship in Lancaster. Complaints were few, but the Church bell ringing on Sunday morning is not to everyone's taste.

The questions relating to times of service and difficulty in getting there were requested by the various churches. Answers seem to show that Sunday mid morning is the best time for most people who wish to attend church. 29 people had difficulty in getting to church and a further 28 sometimes had a problem. This is something for individual churches to consider.

LOCAL GOVERNMENT

It was interesting to see that although the village in general did not attend Parish Council meetings, they considered that the Council could give more publicity to activities. Half of all respondents considered that this aspect was good or reasonable and one third thought it was poor. With respect to

How well does the Parish Council publicise it's decisions?



representation by the Parish Councillors, about three quarters were of the opinion that in the main, the Parish Councillors were aware of local needs and concerns. There was indication that District and County Councillors fell short in this respect with just over half indicating "fully or quite aware" for District Councillors and about a third for County Councillors.

The planning system was acceptable to about one third of respondents and the remainder were either dissatisfied or had no opinion. One outcome of the survey would suggest that greater use should be made of the local newsletter "The Link", to publicise Parish Council decisions and activities, rather than rely on the cover provided by the general Press. It would perhaps be possible to go into greater detail.

CONCLUSIONS

In many respects residents of the parish are satisfied with the way things are, although some areas are clearly a cause for concern and these have been brought to the attention of the appropriate local authority, Parish, City or County. In addition, a number of more general questions have been raised and we hope that this report may stimulate thought and discussion about the future development of the community. To help focus the discussion, here is a summary of the main conclusions:

- there is a need for more housing specifically intended for young people and for older people;
- there is a need for local development to provide employment in the village. The (County Council) Highway Depot, if it should become available, is perceived as the most appropriate location;
- the village should press for parts of Caton to be designated a Conservation Area;
- a more visible police presence would be welcomed, together with stronger enforcement of speed limits;
- despite all efforts, dog fouling of pavements is still regarded as a major problem;
- there is considerable support for the provision of public toilets in Caton and for more seating (benches) around the village;
- there is a lack of social, sporting and other amenities for young people, especially teenagers;
- the experiment of the mini-roundabout has not succeeded in making it easier for older persons to cross Hornby Road;
- the current level of bus service does not answer adequately the needs of the community;
- more publicity should be given to all aspects of local government, preferably via the "LINK".

Parish of Caton with Littledale

VILLAGE APPRAISAL

Questionnaire Responses

Number of households who answered questionnaire	668
Total number of people living in the above households	1616
Number of people eligible to answer the personal section	1436

HOUSEHOLD

Population distribution by age and sex

Age	0-4	5-10	11-16	17-21	22-39	40-59	60-64	65-74	75+
Male	40	65	57	43	141	220	66	103	41
Female	37	38	58	46	144	235	75	113	94

HOUSING

B1. How long has your household lived at this address?

	Total	%
Less than a year	18	3
1-5 years	160	24
6-15 years	191	29
16-25 years	125	19
26-50 years	159	24
51+ years	12	2

Number of households who answered question : 665

B2. Are you and your household (as a complete unit rather than individual members) looking for alternative accommodation?

	Total	%	Total	%	
Yes :	96	15	No :	557	85

Number of households who answered question : 653

B3. If yes, where do you want to move to?

	Total	%
Another dwelling in the village	31	42
Elsewhere in the parish	10	14
Outside the parish but within 10 miles	18	24
Over ten miles away from the parish	15	20

Number of households who answered question : 74

B4. What type of accommodation would you like?

	Total	%
Private rented	4	5
District council rented	10	13
Owner occupied	65	82
Shared equity	2	3
County farm	7	9
Tied	1	1
Other (please state)	4	5

Number of households who answered question : 79

B5. How many bedrooms do you require?

	Total	%
1	10	12
2	27	31
3	29	34
4	16	19
5	4	5
6	0	0
7	0	0
8	0	0
8+	0	0

Number of households who answered question : 86

B6. Do you require a low cost starter home?

	Total	%	Total	%
Yes :	10	12	No :	74 88

Number of households who answered question : 84

PERSONAL SECTION

PEOPLE

A1. Sex

	Total	%
Male	637	46
Female	739	54

Number of people who answered question : 1376

A2. What age group do you belong to?

	Total	%
11-16	98	7
17-21	85	6
22-39	276	20
40-59	442	32
60-64	135	10
65-74	211	15
75+	131	10

Number of people who answered question : 1378

A3. Are you permanently resident in the village/parish (i.e. more than 4 nights a week)?

	Total	%	Total	%	
Yes :	1329	98	No :	31	2

Number of people who answered question : 1360

HOUSING

B1. What kind of housing do you think the village/parish needs?

	Total	%
No housing is needed	295	23
Housing for young people	423	34
Large family housing	59	5
Housing for the elderly	231	18
Housing for local people	397	32
Housing for low income families	229	18
No opinion	212	17

Number of people who answered question : 1257

B2. Would you have any objections in principle to a development which might help to meet the housing needs of local people?

	Total	%
Yes	221	17
No	877	69
No opinion	168	13

Number of people who answered question : 1266

EMPLOYMENT

C1. Where is your main place of work or study?

	Total	%
At home	401	36
Elsewhere in the parish	112	10
Outside parish but within 10 miles	482	43
Within 11-30 miles	74	7
Over 30 miles	60	5

Number of people who answered question : 1129

C2. Would you like to see more jobs becoming available in the village/parish?

	Total	%
Yes	885	68
No	214	16
No opinion	211	16

Number of people who answered question : 1310

C3. If a few small-scale light industrial workshops were proposed for the village/parish, what would your likely reaction be?

	Total	%
In favour	822	63
Against	294	23
No opinion	180	14

Number of people who answered question : 1296

C4. If a few small-scale light industrial workshops were proposed for the village/parish, where would you prefer to see them sited?

	Total	%
Rear of Highways Dept. (Old Goodsyard)	854	91
Other (Please specify)	113	12

Number of people who answered question : 943

LOCAL COUNTRYSIDE AND ENVIRONMENT

E1. Do you think there should be special nature reserves in the village/parish for wild flowers and animals?

	Total	%
Yes	858	67
No	230	18
No opinion	199	15

Number of people who answered question : 1287

E2. Do you think the older part of Caton should be a historic building conservation area?

	Total	%
Yes	943	73
No	166	13
No opinion	186	14

Number of people who answered question : 1295

E3. Do you think parts of the village/parish countryside are spoilt and could be better looked after?

	Total	%
Yes	865	68
No	278	22
No opinion	134	10

Number of people who answered question : 1277

E4. What do you think could be done with local land to make the countryside look its best?

- 1 very important
- 2 worth doing
- 3 not necessary
- 4 don't know

Codes	1		2		3		4	
	Total	%	Total	%	Total	%	Total	%
keep hedges short and tidy	471	41	478	41	173	15	34	3
let hedges grow naturally	122	14	210	24	461	54	68	8
plant more hedges/trees	307	30	362	36	307	30	41	4
clean out water courses	700	61	357	31	62	5	32	3
look after small woods	541	49	464	42	67	6	27	2
preserve single trees	536	50	400	37	105	10	39	4

E5. What do you think could be done with the roads, lanes and paths to make the local countryside better?

- 1 very important
- 2 worth doing
- 3 not necessary
- 4 don't know

Codes	1		2		3		4	
	Total	%	Total	%	Total	%	Total	%
remove litter	1053	87	139	12	8	1	6	0
keep roadside verges mown	522	46	425	37	180	16	18	2
let roadside verges grow	186	20	255	27	469	49	40	4
stop vehicle damage to verges	530	49	375	34	115	11	67	6
repair gates, stiles & bridges	656	58	429	38	23	2	18	2
close some footpaths/bridleways	38	4	53	5	836	85	58	6
open more footpaths/bridleways	391	36	347	32	278	25	75	7

HEALTH AND SOCIAL SERVICES

F1. If you have used any of the following services which cover the village/parish during the last five years, how good was the service?

- 1 good
- 2 reasonable
- 3 poor
- 4 no opinion
- 5 not used the service

Codes	1		2		3		4		5	
	Total	%	Total	%	Total	%	Total	%	Total	%
doctor	854	71	102	8	9	1	3	0	241	20
district nurse	223	22	38	4	3	0	9	1	745	73
health visitor	113	12	30	3	5	1	7	1	807	84
home help	34	4	3	0	3	0	9	1	903	95
ambulance	140	14	8	1	2	0	7	1	826	84
maternity care	70	7	13	1	1	0	12	1	854	90
chiropody	70	7	8	1	15	2	10	1	870	89
loan of medical equipment	63	7	6	1	3	0	12	1	875	91
meals on wheels	20	2	5	1	3	0	10	1	901	96

F2. Are you disabled?

	Total	%	Total	%	
Yes:	98	7	No:	1229	93

Number of people who answered question : 1327

EMERGENCY, ENVIRONMENTAL AND OTHER SERVICES

G1. What are your views on the standard of the following emergency services which cover the village/parish?

- 1 good
- 2 reasonable
- 3 poor
- 4 no opinion

Codes	1		2		3		4	
	Total	%	Total	%	Total	%	Total	%
fire	370	32	227	20	65	6	490	43
police	307	26	353	30	259	22	251	21
ambulance	409	35	226	20	50	4	473	41

G2. What is your opinion of the following services in the village/parish?

- 1 good
- 2 reasonable
- 3 poor
- 4 no opinion

Codes	1		2		3		4	
	Total	%	Total	%	Total	%	Total	%
road maintenance	220	18	669	56	265	22	45	4
road cleaning	234	19	616	51	301	25	49	4
verge maintenance	179	15	652	55	267	23	80	7
refuse collection	909	74	251	20	48	4	27	2
street lighting	512	42	547	45	118	10	31	3
the provision of litter bins	109	9	402	34	587	50	74	6
telephone kiosks' reliability	157	14	310	27	87	8	588	51
postal deliveries	743	61	335	28	116	10	24	2
footpath sweeping	90	8	372	31	579	49	151	13

G3. Would you be prepared to keep certain items separate from your refuse for recycling if a separate collection was made?

Yes : Total 1222 % 95
 No : Total 63 % 5

Number of people who answered question : 1285

G4. Do you use the waste glass and bottle collection point that is available in the Station Hotel Car Park?

Often Total 468 % 37
 Occasionally 545 43
 Never 267 21

Number of people who answered question : 1280

G5. Does the village/parish need a waste paper bank?

Yes Total 962 % 75
 No 144 11
 No opinion 177 14

Number of people who answered question : 1283

RETAIL SERVICES AND OTHER FACILITIES

H1. How often do you use the following shops and services?

- 1 daily
- 2 weekly
- 3 monthly
- 4 less frequently
- 5 never

Codes	1		2		3		4		5	
	Total	%	Total	%	Total	%	Total	%	Total	%
retail stores	413	34	572	47	80	7	116	10	33	3
post office	41	3	653	53	202	16	271	22	75	6
banks	20	2	232	19	188	16	265	22	495	41
public telephone	4	0	39	3	31	3	160	14	928	80
library	4	0	170	14	148	12	208	17	667	56
garage services	27	2	560	47	125	11	127	11	347	29
chemist	19	2	261	21	391	32	440	36	116	9
city council mobile collection van	4	0	29	3	96	8	126	11	898	78
public houses	21	2	232	20	138	12	392	33	403	34

H2. Do you think the village/parish needs any of the following facilities?

	Total	%
Public toilets	694	73
More public telephones	200	21
More amenity seats	577	60
Other (please specify)	94	10

Number of people who answered question : 957

SPORT, SOCIAL AND ENTERTAINMENT

I1. Are the following leisure activities sufficiently publicised?

	Total	%
Indoor sports	188	38
Outdoor sports	238	48
Friendship club	384	77
Leisure club	304	61
Dancing	184	37
Archery	65	13
Other (please specify)	23	5

Number of people who answered question : 496

12. Do you use the following facilities:

- 1 often
- 2 occasionally
- 3 never

Codes	1		2		3	
	Total	%	Total	%	Total	%
indoor sports	51	5	42	4	980	91
outdoor sports	62	6	91	9	910	86
friendship club	75	7	38	4	967	90
leisure club	77	7	36	3	959	89
dancing	24	2	67	6	969	91
archery	5	0	5	0	1024	99
other	39	10	7	2	354	88

13. Which clubs would you like to see formed?

	Total	%
More "Drop-in" evenings	123	21
More "Drop-in" Days	92	16
Sports facilities	277	47
Hobbies & pastimes	330	56
Drama Group	149	25
Other (please specify)	42	7

Number of people who answered question : 592

14. Would you be prepared to help organise and run any of the following social activities?

	Total	%
Sporting activities	73	48
Leisure activities	75	49
Social activities	60	39

Number of people who answered question : 153

15. What are your views on local social facilities for:

- 1 good
- 2 reasonable
- 3 poor
- 4 no opinion

Codes	1		2		3		4	
	Total	%	Total	%	Total	%	Total	%
children up to 16	128	13	296	29	341	33	257	25
young people 17 - 25	24	2	132	13	556	55	293	29
people 26 - 60	97	10	347	35	262	26	294	29
people over 60	429	40	295	27	60	6	298	28

16. How many times a month do you use the Victoria Institute?

	Total	%
More than 10	12	1
Between 6 and 10	50	4
Between 1 and 5	167	13
Less frequently	520	41
Never	528	41

Number of people who answered question : 1277

TRANSPORT AND HIGHWAYS

J1. Do you experience transport difficulties in getting out of the village/parish to other places?

	Total	%
Often	107	9
Occasionally	291	25
Never	788	66

Number of people who answered question : 1186

J2. Are you a driver who has daytime access to a vehicle?

	Total	%	Total	%
Yes :	884	70	No :	377 30

Number of people who answered question : 1261

J3. If yes, what do you use the vehicle for:

	Total	%
Business journeys	300	33
Transport to work	488	54
Transporting children to school/college	159	17
Leisure	783	86
Shopping	738	81

Number of people who answered question : 910

J4. If you have a vehicle do you have problems parking in the village/parish?

	Total	%
Often	63	7
Occasionally	230	25
Never	628	68

Number of people who answered question : 921

J5. Is street parking a road hazard in the village/parish?

	Total	%
Yes	850	74
No	196	17
No opinion	100	9

Number of people who answered question : 1146

J6. If you use the bus service, what do you use it for and how often?

- 1 often
- 2 occasionally
- 3 never

Codes	1		2		3	
	Total	%	Total	%	Total	%
work	138	17	78	10	596	73
shopping	88	10	247	28	547	62
medical visits	21	3	103	13	647	84
social or leisure	55	7	168	21	573	72
other	16	3	60	12	425	85

J7. How do you rate the bus service for:

- 1 good
- 2 reasonable
- 3 poor
- 4 no opinion

Codes	1		2		3		4	
	Total	%	Total	%	Total	%	Total	%
its route	251	27	307	33	64	7	301	33
timetable	78	9	309	34	226	25	287	32
reliability	112	12	310	34	180	20	303	33
cost	19	2	135	15	435	48	312	35

J8. If the bus service was more convenient, would you use it more frequently ?

	Total	%
Yes	221	21
No	541	50
Maybe	314	29

Number of people who answered question : 1076

RELIGION

L1. Is the village/parish church important to you:

	Total	%
For Sunday worship	537	47
For baptisms, weddings and funerals	734	64
As an historic building	713	62
Every village/parish should have one	751	65
Other	58	5

Number of people who answered question : 1147

L2. Do you think the churches/chapels are making a worthwhile contribution to community life?

	Total	%
Yes	915	74
No	84	7
No opinion	245	20

Number of people who answered question : 1244

L3. Do you attend a local place of worship ?

	Total	%
Often	306	24
Occasionally	614	48
Never	350	28

Number of people who answered question : 1270

L4. Which is the best time for you personally to attend a Sunday service ?

	Total	%
Early morning	166	20
Mid morning	497	59
Mid afternoon	40	5
Early evening	98	12
Later evening	34	4
Saturday evening	9	1

Number of people who answered question : 844

L5. Do you experience any difficulty in getting to your place of worship?

	Total	%
Yes	29	3
No	898	94
Sometimes	28	3

Number of people who answered question : 955

LOCAL GOVERNMENT

M1. Have you ever been to listen to a parish council meeting?

	Total	%	Total	%	
Yes :	150	12	No :	1145	88

Number of people who answered question : 1295

M2. How well does the parish council publicise its decisions and activities:

	Total	%
Good	126	10
Reasonable	498	40
Poor	405	32
No opinion	229	18

Number of people who answered question : 1258

M3. Do you feel your elected representatives in local government are sufficiently aware of local concerns and feelings?

- 1 fully aware
- 2 quite aware
- 3 not aware
- 4 no opinion

Codes	1		2		3		4	
	Total	%	Total	%	Total	%	Total	%
parish council	373	32	473	40	131	11	194	17
district council	156	14	466	42	223	20	258	23
county council	62	6	247	23	446	41	337	31

M4. How many of your parish councillors do you know?

Total : 3909 (average 3.3 out of 12)

Number of people who answered question : 1185

M5. How many of your district councillors do you know?

Total : 1224 (average 1.1 out of 2)

Number of people who answered question : 1134

M6. Are you satisfied with the way in which the planning system is implemented in the parish?

	Total	%
Totally satisfied	51	4
Quite satisfied	415	34
Dissatisfied	304	25
No opinion	448	37

Number of people who answered question : 1218